

Welcome to the Financial Literacy and Economics Iowa Standards Webinar Series

Today's Topic:
First Grade Standards & Classroom Resources

TODAY'S HOST:

Jessie Shiels
Digital Marketing Manager
TS Banking Group



Iowa Financial Literacy and Economics Standards Webinar Series

Housekeeping Items:

- Everyone will be muted during the presentation so we can get through all of the standards and resources.
- If you have questions along the way please write them down for the Q&A at the end or you can ask questions in the attendee chat box in the upper left side of your screen.
- Today's presentation will be recorded and will be sent in a few days along with the PowerPoint.

Welcome to the Financial Literacy and Economics Iowa Standards Webinar Series

Today's Topic:
First Grade Standards & Classroom Resources

TODAY'S PRESENTER:

Vicki Vermeer

Director of the Dordt College
Center for Economic Education



FIRST GRADE STANDARDS

ECONOMICS AND PERSONAL FINANCE

THE FIRST THREE STANDARDS ARE ALL RELATED.

1.11. COMPARE THE GOODS AND SERVICES THAT PEOPLE IN THE LOCAL COMMUNITY PRODUCE WITH THOSE THAT ARE PRODUCED IN OTHER COMMUNITIES.

1.12. EXPLAIN WHY PEOPLE IN ONE COUNTRY TRADE GOODS AND SERVICES WITH PEOPLE IN OTHER COUNTRIES.

1.13. EXPLAIN WHY PEOPLE HAVE DIFFERENT JOBS IN THE COMMUNITY.

KEY WORDS

GOODS ~ SERVICES ~ PRODUCTION ~ COMMUNITY ~ TRADE ~ JOBS/EMPLOYMENT/WORK

A good
is something
you can touch
with your hands

A service
is a job you pay
someone else to do

Goods and services
explained
video (Homeschoolpop
series)

Production:
Making something
from other pieces.



(CONSUMERS, OF COURSE,
ARE THE ONES WHO USE
WHAT HAS BEEN PRODUCED)



Community: a group of
people living in the same
place



Trade: Buy and sell
goods and services;
give and receive
something

Job/Employment/Work:
A task or several tasks
to complete,
especially when paid



LISTEN AND READ

Reading activities for early learners.

Captivate your early learners with these 15 nonfiction read-along books. Listen and Read activities tell their stories through words, images, and sound. You can use these online activities in a variety of ways, from one-on-one instruction using a computer or tablet to class instruction on an interactive whiteboard.

Sort by Subject:

Community Club (8)
Animals (5)
The President (2)

Community Club



Firefighter

Level A, Community Club
What happens when the fire alarm rings? Early readers will follow along with images and audio as a firefighter races to work.



Librarian

Level A, Community Club
Librarians love to read, too, as early learners will find out in this read-along book about life at the library.

Explore what jobs people have in this [lesson](#). Scholastic Community Club – read books to kids – 8 different jobs featured.

LISTEN AND READ | Firefighter

See All Books

I am a firefighter.

LISTEN

The fire alarm rings.

LISTEN

I slide down the pole.

LISTEN

When there is a fire, an alarm rings at the station. I rush to my truck. I slide down a pole because it's faster than using the stairs.

LISTEN



“What Do Other People Want to Do?”

LESSON PLAN

The Right Job for the Tortoise and the Hare
[Lesson Plan](#)



Survey Says...

Use the survey button to take a random survey on what people want to be when they grow up.

Jobs	Number of People
Fire Fighter	5
Police Officer	8
Construction Worker	8
Doctor	10
Scientist	3

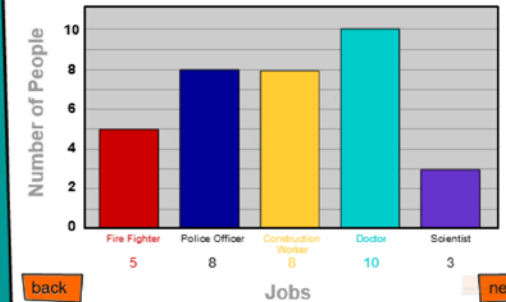
survey

next

Copyright @ Council of Economic Education.

Graph it!

Create a bar graph displaying the results of your survey. To create the graph, drag the bars to the correct locations by clicking on them.





Copyright @ Council of Economic Education.

Neighborhood Spy
Activity



Bear About Town and
City Mouse,
Country Mouse



Lesson Plan

Teaching About Trade

Trade Route Timeline

Travel ancient trade routes! What products were exchanged? Where were the major ports? How did traders cross land? Show these routes on a map.




Silk Road Trade Routes lesson plan with [Art activity](#) from Crayola

[MAPS](#) SHOWING
U.S. AND WORLD
IMPORTS AND
EXPORTS



Exchange/Trade: money for goods [lesson](#) using Norman Rockwell's Curiosity Shop painting.



CURIOSITY SHOP
Post Card • April 7, 1948

ACTIVITY : DEVELOP

Trade in the 1600s

What did Native Americans and Europeans trade with one another in the 1600s?

TRADE IN THE 1600S WORKSHEET

NAME _____ DATE _____



Look at each picture. Read its label. Decide what group you think sold the item. Write the letter N in the box for Native American. Write the letter D for Dutch European.

loom & cloth seashells & wampum

National Geographic has a [lesson and activity](#) about trade during the colonial days.

Trade using Money or by Bartering – [lesson plan](#) based on “[Sheep in a Shop](#)” or based on “[Ox Cart Man](#)”

Countries trade with each other when, on their own, they do not have the resources, or capacity to satisfy their own needs and wants. By developing and exploiting their domestic scarce resources, **countries** can produce a surplus, and **trade** this for the resources they need.

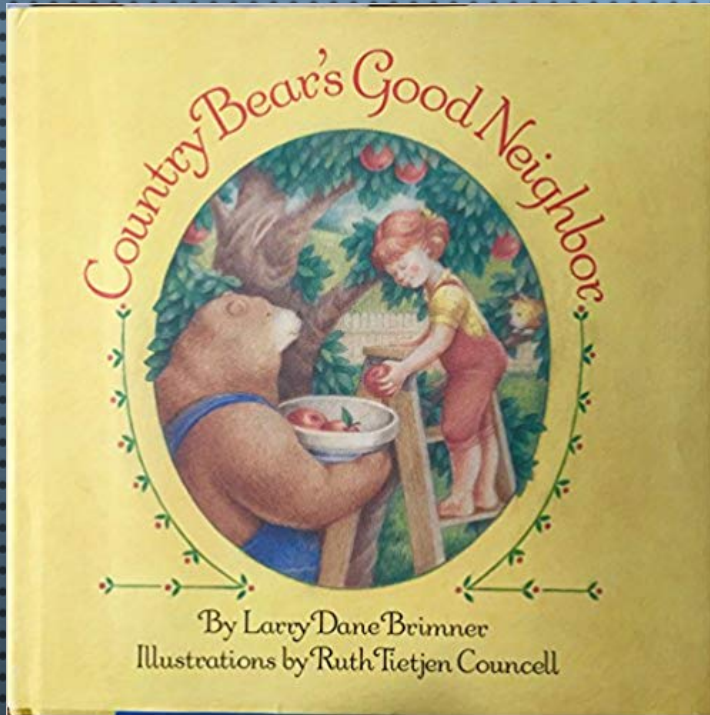


1.14. EXPLAIN WHY SOMETHING BORROWED
MUST BE RETURNED. (21ST CENTURY SKILLS)

1.14 KEY WORD

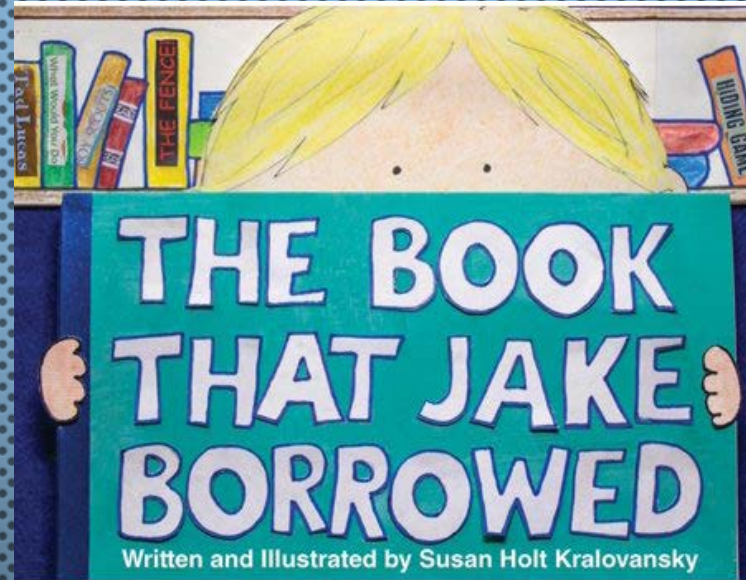
BORROWING

BORROWING



[Borrowing Lesson Plan](#)


[Good Neighbor Cake Recipe](#)



[Activity Guide](#)

A family of "borrowers" lives in a quiet country house owned by Great-Aunt Sophy in England. They live under the floorboards. Their one great fear is of being seen by human beings. One day Arrietty, the borrowers' daughter, meets a human being boy who is visiting Great-Aunt Sophy and a unique friendship develops. Many resources on [TpT](#)

[Etiquette of Borrowing](#)




1.15. DESCRIBE THE ROLE OF FINANCIAL INSTITUTIONS IN THE COMMUNITY IN ORDER TO SAVE AND INVEST. (21ST CENTURY SKILLS)

1.15 KEY WORDS

FINANCE

SAVE


INVEST



SAVINGS ACCOUNTS
AND BANKS

Read-along
Video

Money management and checking accounts with math tie-ins as students learn more about money!



There's No Business Like Bank Business
Lesson Plan & Student Role Play



100's of [Free Resources](#)
Search by Resource Type
Search by Grade Level
Search by Subject



FEDMATCH: FOR SOMETHING MORE INTERACTIVE, TRY THIS FREE MATCHING GAME FROM THE FEDERAL RESERVE. STUDENTS WILL LEARN THE BASIC TERMINOLOGY USED WITH MONEY AND BANKING.



Free Curriculum! Lesson 2 (pg 11) begins a section on "[What Banks Do](#)."

Here's an Idea...

Sign up for our Monthly Newsletter!

- Every month we share different activities , lessons and ideas
- Helps you teach Economics and Personal Finance to your students.
- Aligned with Iowa Economic Standards
- Lessons require little preparation from you!
- Please feel free to share with your colleagues. Invite them to sign up, as well.

SIGN-UP BY EMAILING: Vicki.Vermeer@Dordt.edu

Questions?

Don't forget to take the short survey at the end of this presentation!



Kyle Osborne
Kyle.Osborne@tsinstitute.org

Vicki Vermeer
Vicki.Vermeer@Dordt.edu

Bob Mantell
Bob.Mantell@tsinstitute.org

Thank you for attending this webinar.
Please contact any of us for further information and more ideas.