

Welcome to the Financial Literacy and Economics Iowa Standards Webinar Series

TODAY'S HOST:

Jessie Schiels

Digital Manager



Iowa Financial Literacy and Economics Standards Webinar Series

Housekeeping Items:

- Everyone will be muted during the presentation so we can get through all of the standards and resources.
- If you have questions along the way please write them down for the Q&A at the end or you can ask questions in the attendee chat box in the upper left side of your screen.
- Today's presentation will be recorded and will be sent in a few days along with the PowerPoint.

Today's Topic: Second Grade Standards and Classroom Resources

TODAY'S PRESENTER:
Vicki Vermeer

Director of the Dordt College Center for Economic Education





SECOND GRADE STANDARDS

ECONOMICS AND PERSONAL FINANCE



Many resources found on
EconEdLink.org

Jumpstart Clearinghouse
Clearinghouse.jumpstart.org

Finance in the Classroom
financeintheclassroom.org

2.11 EVALUATE CHOICES ABOUT HOW TO USE SCARCE RESOURCES THAT INVOLVE PRIORITIZING WANTS AND NEEDS.

KEY WORDS:

- EVALUATE
- SCARCE
- CHOICE
- RESOURCES
- PRIORITIZE
- WANTS
- NEEDS

P.A.C.E.D.
Decision-
Making
Method
[LINK](#)

PRIORITIZING WANTS AND NEEDS

[EconEdLink](#)

Toys for Me: A lesson on choice [LINK](#)

Needs and Wants online book:


<https://www.readinga-z.com/book.php?id=95>



THE BAG I'M TAKING TO GRANDMA'S

BY SHIRLEY NEITSEL

A young boy is packing for a trip to visit his grandmother. He fills a shopping bag with his favorite things. Then along comes mom with her ideas of what he needs!



Finance in the Classroom

[LINK](#)

SOMETHING GOOD

BY ROBERT MUNSCH

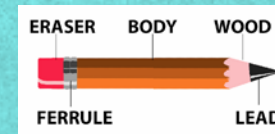
A young girl is unhappy because her father won't buy anything "good." With a price on her own nose, she learns that resources are scarce, needs come before wants, and we must prioritize our choices.



Personal Finance for Kids [LINK](#)

2.12 IDENTIFY HOW PEOPLE USE NATURAL RESOURCES TO PRODUCE GOODS AND SERVICES.

Where did the Pencil Come From? [LINK](#)



Simple Simon Meets a Producer [LINK](#)

→ Follow up with: We are Consumers and Producers [LINK](#)

Water, Water Everywhere [LINK](#)

Top 10 Natural Resources in the World

Here are the top 10 natural resources in the world, how they are already in danger from the current demands placed on them, and how conservation can help to manage these resources so they don't disappear. Using [this link](#) is one thing that will help; creating better resource management plans is what will also help to preserve these resources for the future.

1. Water
2. Air
3. Coal
4. Oil
5. Natural gas
6. Phosphorus
7. Other Minerals
8. Iron
9. Soil
10. Forests and Timber

Apart from the ones listed above, rocks and sediments, rivers and lakes, mountains, farmland, wetlands, coastal shores, clays, sand, copper, manganese and stone are some of the other natural resources.



This concept could be taught quite simply using photos of natural resources and the students' imaginations.

- Provide multiple pictures of natural resources
- Ask students to think of things made from these resources.
- Extend discussion to include using multiple resources to produce one item
- Goods may be easier to think of than services. Have a list ready and prompt as needed.

2.13 DESCRIBE EXAMPLES OF THE GOODS AND SERVICES THAT GOVERNMENTS PROVIDE.

Who pays for city hall? [LINK](#)

Free Ride [LINK](#)

Community helpers [LINK](#)

Excellent tie-in with your community workers unit.



2.14 EXPLAIN HOW DIFFERENT CAREERS TAKE DIFFERENT LEVELS OF EDUCATION.



careeronestop
Video Library

Hundreds of videos describing what duties a job might require as well as the education or training necessary to obtain that job.

Key Words: Career, Education

ECON ED LINK LESSONS:

- **WHAT DO PEOPLE DO?** [LINK](#)
- **WHAT DO OTHER PEOPLE WANT TO BE?** [LINK](#)

Other ideas:








- Bring parents or community workers into the classroom to share about their jobs and the education required to get the job. Include what skills it takes to do the job well.
- Have students make collages of magazine pictures of different types of workers. Categorize according to the level of education required to obtain the job.
- Create an “Is It Worth It?” chart for the classroom comparing local jobs, education required, cost of education and average salary. Discuss why people would choose to continue their education beyond high school and what benefit that choice may have.

2.15 EVALUATE CHOICES AND CONSEQUENCES FOR SPENDING AND SAVING.

ABCs of Saving [LINK](#)



Free course to teach students about money – where it comes from, how to earn and save it, and the role of banks.





Here's an Idea...

Sign up for our Monthly Newsletter!

- Every month we share different activities , lessons and ideas
- Helps you teach Economics and Personal Finance to your students.
- Aligned with Iowa Economic Standards
- Lessons require little preparation from you!
- Please feel free to share with your colleagues. Invite them to sign up, as well.

SIGN-UP BY EMAILING: Vicki.Vermeer@Dordt.edu



Questions?

Don't forget to take the short survey at the end of this presentation!



Vicki Vermeer
Vicki.Vermeer@Dordt.edu



Kyle Osborne
Kyle.Osborne@tsinstitute.org

Thank you for attending this webinar.
Please contact either of us for further information and more ideas.
We'd also love to hear your ideas!